












Patient Name:
Patient DOB:
Physician:

Batch Number Number:
Accession Number:
Date Collected:
Report Date:

SAMPLE DRAFT

Hormone Balance - Female Report: PATIENT COPY

Test	Graphical Plot (defaults to Follicular Phase)	Result	Reference Range
Estradiol	ND  160		Follicular Phase ND - 160 pg/ml Luteal Phase 27 - 246 pg/ml Oral Contraceptives ND - 102 pg/ml Untreated Postmenopausal (>55) ND - 30 pg/ml Treated Postmenopausal (>55) ND - 93 pg/ml
Progesterone	.33  1.2		Follicular Phase 0.33 - 1.2 ng/ml Luteal Phase 0.72 - 17.8 ng/ml Oral Contraceptives 0.34 - 0.92 ng/ml Untreated Postmenopausal (>55) ND - 1.0 ng/ml
FSH	2.8  11.3		Follicular Phase 2.8 - 11.3 mIU/ml Luteal Phase 1.2 - 9.0 mIU/ml Oral Contraceptives ND - 4.9 mIU/ml Untreated Postmenopausal (>55) 21.7 - 153 mIU/ml Postmenopausal ERT (>55) 9.7- 111 mIU/ml
LH	1.1  11.6		Follicular Phase 1.1 - 11.6 mIU/ml Luteal Phase ND - 14.7mIU/ml Oral Contraceptives ND - 8.0mIU/ml Postmenopausal (>55) 11.3 - 39.8 mIU/ml
Prolactin	1.9  25		1.9 - 25 ng/mL
IGF1	?  ?		TBD
DHEA-S	35  430		35 - 430 ug/dL
Testosterone, Total	ND  73		Ovulating ND - 73 ng/dL Postmenopausal (>55) ND - 43 ng/dL
Testosterone, Free(calc)	?  ?		TBD
Androstenedione	0.3  3.3		0.3 - 3.3 ng/dL
SHBG	18  144		Non-pregnant 18 - 144 nmol/L